

Improving pharmacist led education using medication profiles: How do cancer patients like to receive written information?

Scott Bates¹, Chen-Yao Hung¹, Kirsty Tait^{1,2}, Kimberley-Ann Kerr^{1,3}
¹SA Pharmacy, ²University of South Australia, ³Digital Health SA

Fig 1. Example medication profile

| MEDICINE NAME AND STRENGTH | BRAND NAME(S) | WHY THIS MEDICINE IS USED | DOSING SCHEDULE | OTHER IMPORTANT INFORMATION |
|--------------------------------------------------------------------|-----------------|------------------------------------------|------------------------------------------------------------------------------------------------------------------------------------------------------------------------------------------------------|----------------------------------------------------------------------------------------------------------------------------------------------------------------------------------------------------------------------------------------------------------------------------------------------------------------------|
| DEXAMETHASONE Tablets 4mg *Take with or soon after food* | Dexamethsone | To treat and prevent nausea and vomiting | Starting the 19/11/21, take TWO tablets in the MORNING with food for TWO days, then stop. THEN Starting the night BEFORE next chemotherapy, take FIVE tablets as a single dose. | Take the tablets with food to reduce stomach upset. Tell your doctor immediately if you have any signs of infection. This medicine may affect your mood, and can cause problems with sleeping. Do not stop taking this medicine suddenly unless your doctor tells you to. The dose may need to be reduced gradually. |
| METOCLOPRAMIDE Tablets 10mg | Maxolon, Pramin | To prevent nausea and vomiting | Take ONE tablet up to THREE times a day when needed for nausea or vomiting | Best taken 30 minutes before meals. Occasionally causes drowsiness, restlessness and fatigue. Report unusual movements of limbs, eyes, or facial muscles to your doctor. |

Introduction:

- The provision of medicines information to patients is a critical role of the pharmacist.
- To help improve patient education, pharmacists may supply written information in the form of medicine profiles (Fig 1.)
- Supplying cancer patients with information can help relief anxiety about their treatment.

Aims:

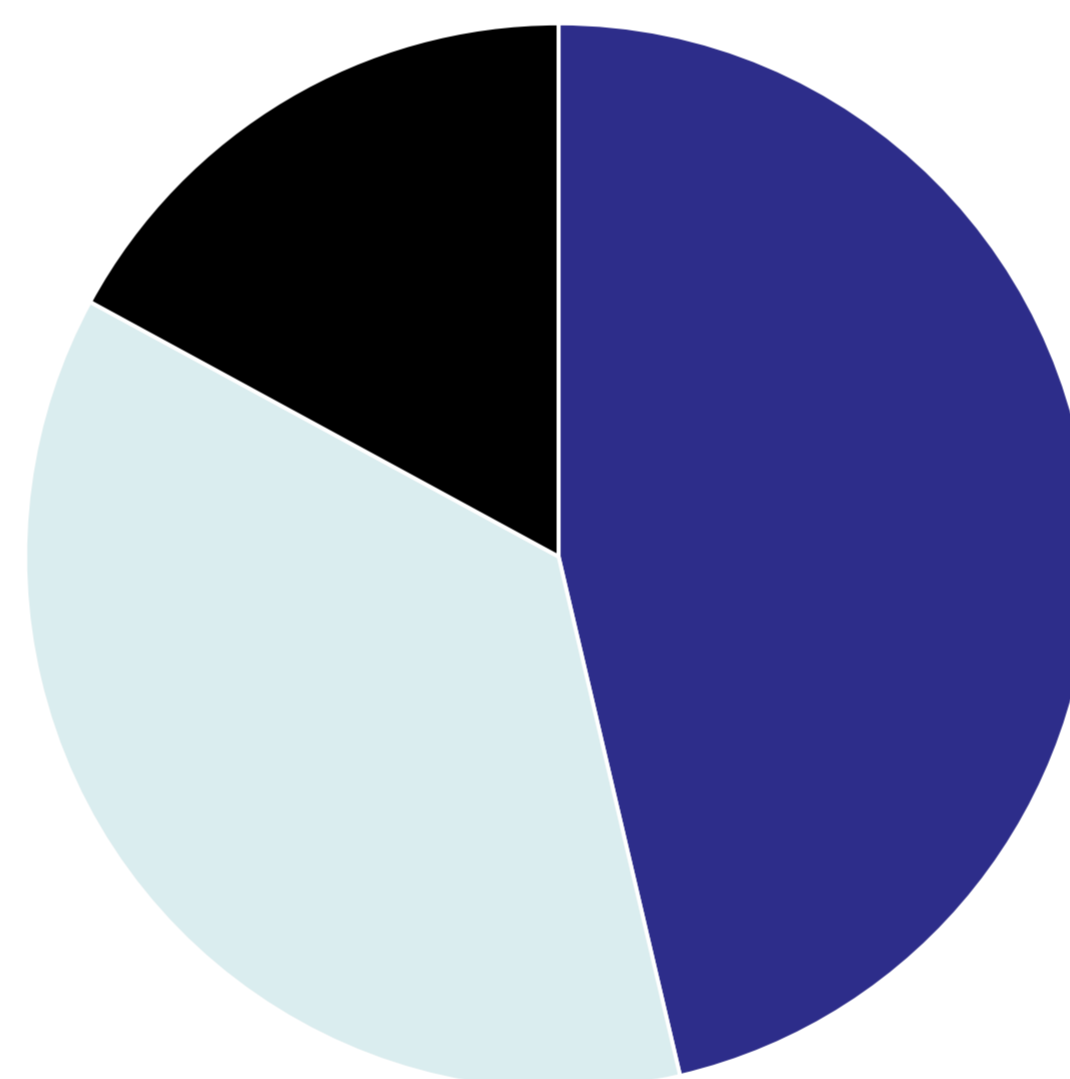
- This study aims to evaluate consumer satisfaction with medicine profiles to better understand how patients like to receive information about their cancer supportive medications.

Method:

- 41 patients were invited to participate in an interview about their experience using the medicine profile.
- Participants were asked about their perceptions on the medicine profiles usefulness, readability and value as an educational tool.
- Participants were also invited to give feedback about the list for qualitative analysis.

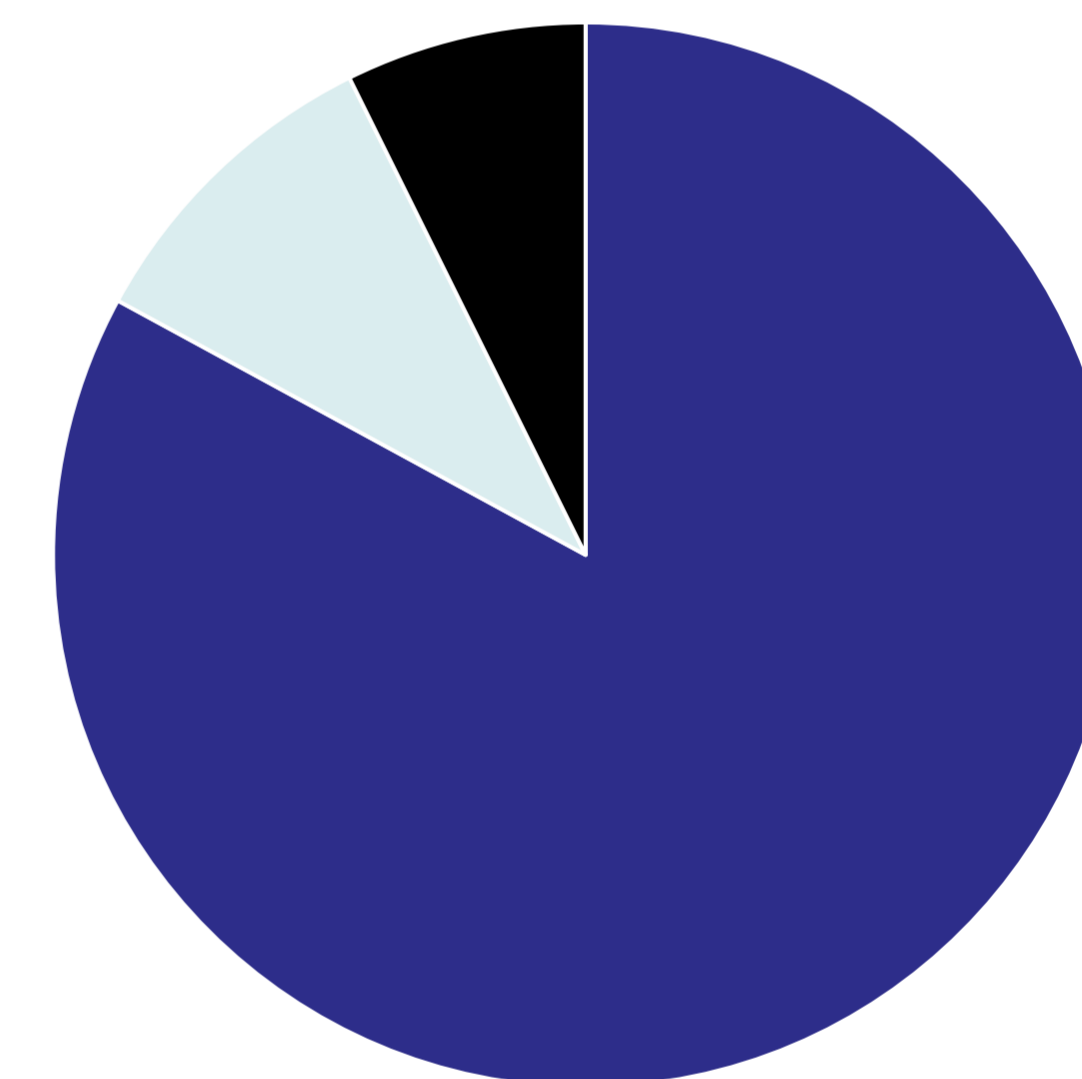
Results:

Did the medicine profile improve your understanding of your medicines?



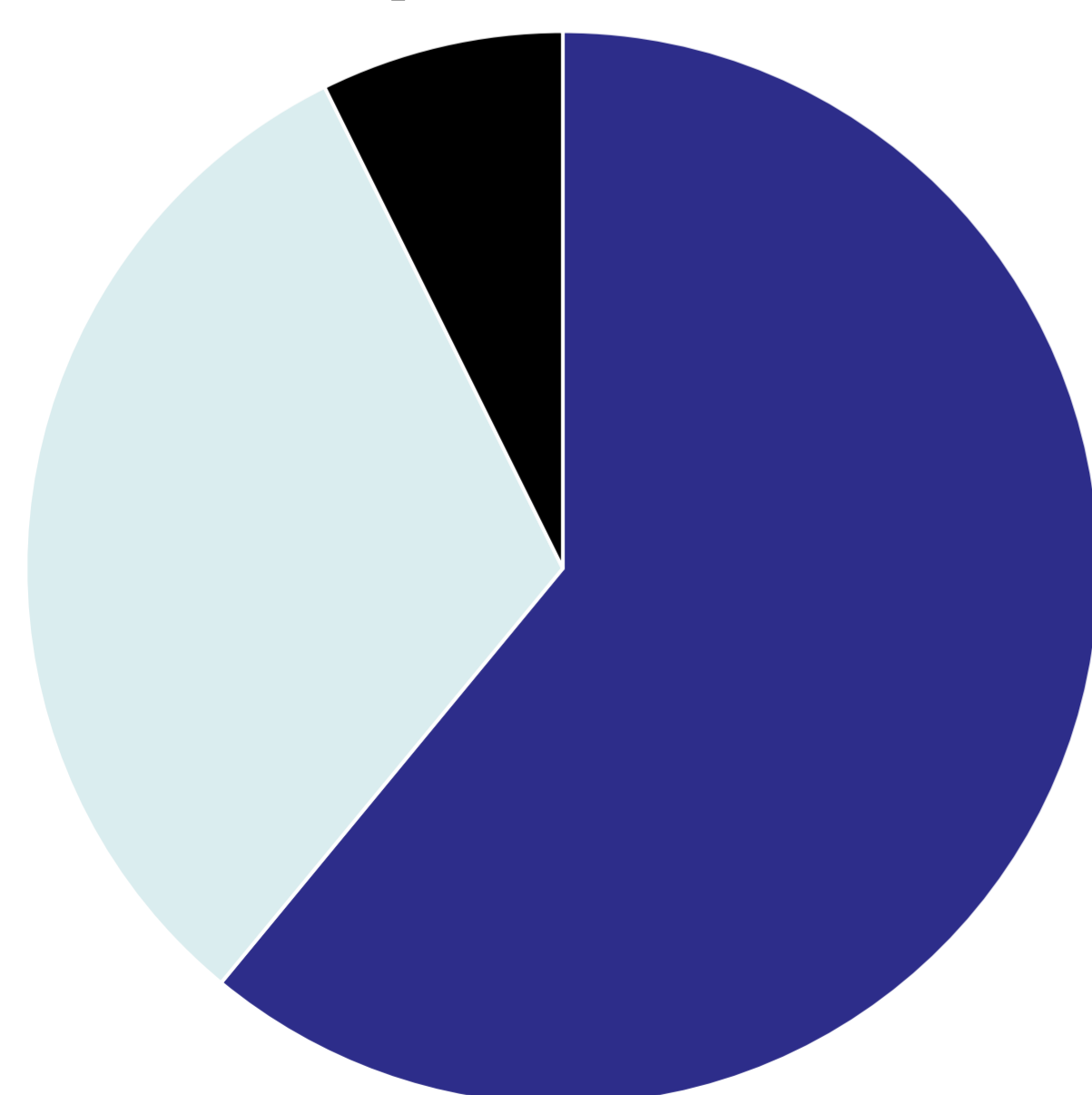
- It helped me understand them a little better
- It helped me understand them a great deal
- It did not help me understand them at all

How often have you referred to the medication profile?



- I've looked at it once or twice
- I have not looked at it at all
- I refer to it most days

How useful did you find the medication profile?



- Very Useful
- A little bit useful
- Not useful

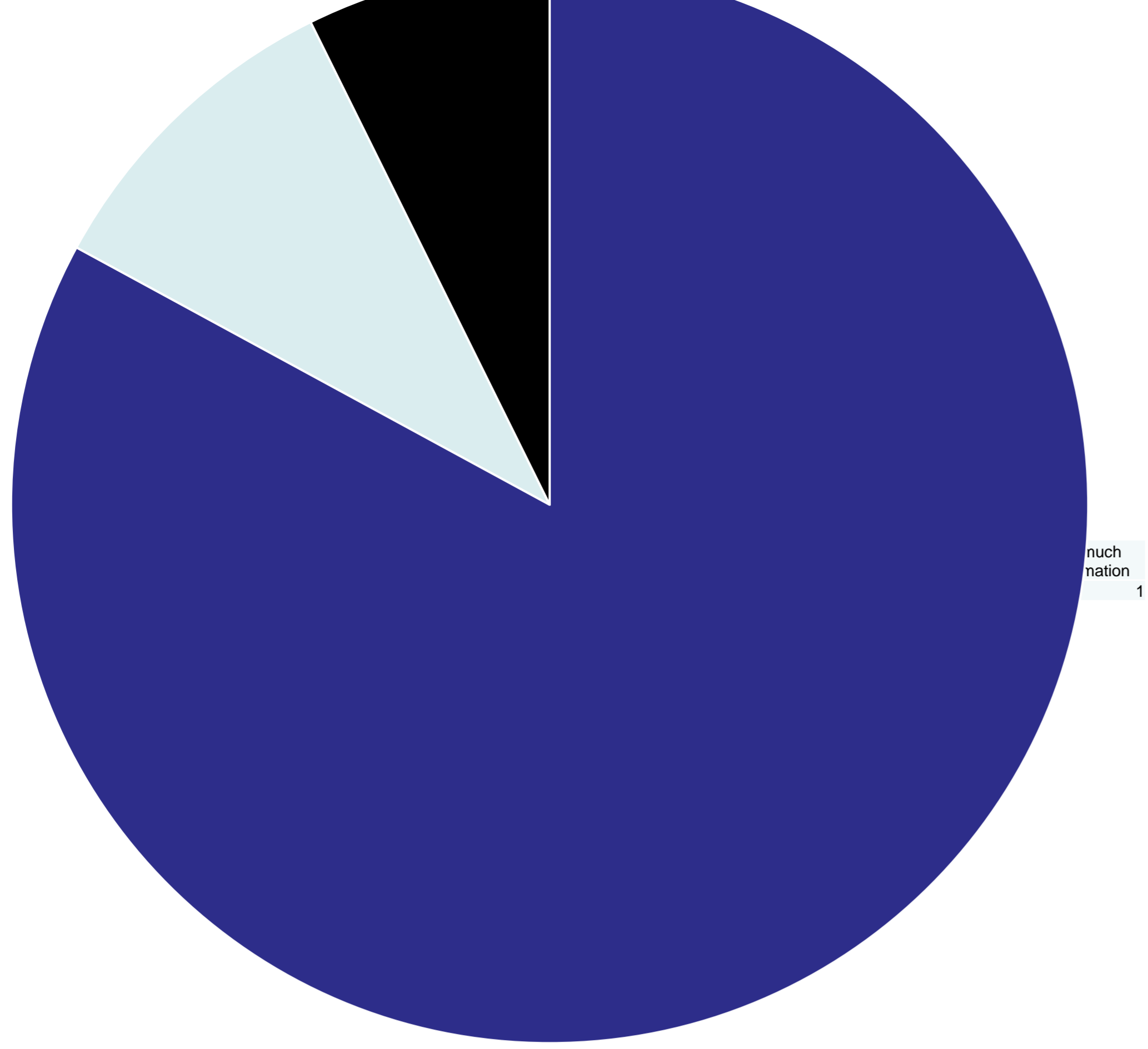
"It helps me to take my medicines on time, especially my steroid tablets!"

"I find it hard to remember everything these days, I like things written down"

"I don't want too much information, I get bored!"

Discussion:


- When invited to give feedback, participants appreciated the profile's brevity and the value of having written information on hand.
- Consumers felt the medicine list improved their understanding of their medicines.
- Consumers highlighted that the list meets the way they like to receive information as it is succinct, easy to access and relevant.
- This survey supports the continued utilization of medicine profiles in the pharmacist education service.



- I've looked at it once or twice
- I have not looked at it at all
- I refer to it most days

I've looked at it once or twice 34 I have not looked at it at all 4 I refer to it most days 3

Did the medicine profile improve your understanding of your medicines?

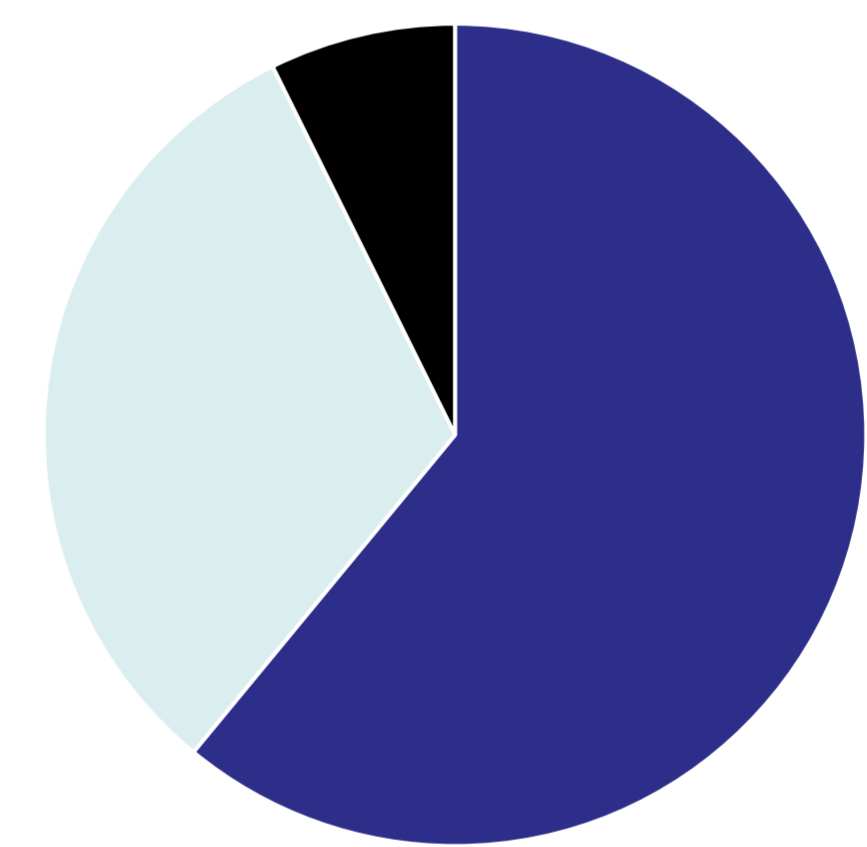


Not enough information - I want more Just the right amount of information Too much information

It helped me understand them a little better It helped me understand them a great deal It did not help me understand them at all

It helped me understand them a little better 19 It helped me understand them a great deal 15 It did not help me understand them at all 7


How useful do you find the medicine profile?



- Very Useful
- A little bit useful
- Not useful

“ ” “ ” “ ”

“ ” “ ” “ ”



Guidelines for use of SA Pharmacy Research Poster Template

This template is intended as a guide only. You will need to adapt the various sections as they apply or do not apply to the work you are presenting.

This is an A0 (841 mm x 1189 mm) size template, as A0 is the most common size required for Australian scientific conferences.

It can be helpful to have a peer from your target audience who is not familiar with your project to provide feedback on your poster prior to printing. Ask for feedback on the clarity of the content, the presentation format and any questions the poster raises.

Converting your file to a PDF prior to forwarding to the printer should prevent any unexpected formatting changes.

- To convert to PDF go to File > Save As > select PDF from the 'Save as type' dropdown menu below the file name > Save.

Blue Header Section

- This section should be used to display your key take home message (do not use all upper case letters)
- The idea is that it is large and simple enough so that conference attendees walking past can look at your poster and come away with the key learning you wish to promote in a very short period of time, without having to read through the additional detail you provide below
- Aim to answer what is the most important/interesting/astounding finding from my research project?

Title, authors and institutions

- The title should be concise and informative
- Authors should be presented in order of contribution to the work, with the senior author being listed last
- The presenting author is usually underlined
- Author names can be included in full or presented as initials and surname

| Colour | Red | Green | Blue |
|------------|-----|-------|------|
| Blue | 75 | 172 | 233 |
| Dark blue | 62 | 146 | 203 |
| Light blue | 199 | 227 | 242 |
| Dark grey | 110 | 111 | 113 |
| Light grey | 224 | 224 | 224 |

RGB colour codes for SA Pharmacy poster template

Content

- You do not need to include every aspect of your project
- For most posters you will not require a high level of detail
- Plan out what you would like readers to take away from your poster
- Consider alternatives to text to present your content visually using charts, graphs, images (high resolution only) etc.
 - Remember to include appropriate captions and/or axis labels and keys for any figures included
 - You do not need to repeat results displayed visually in the text
 - Keep the colour scheme simple and consistent, prioritise use of SA Pharmacy colours as per template
 - To match the template colours for text or shading go to the relevant colour selection dropdown, click 'More colours' or 'More fill colours' then move to the 'Custom' tab, use the table above to enter the values for Red, Green and Blue (RGB model)
- Leave blank 'breathing space' around your text/other content
- Your poster should answer the following questions:
 - Why did you undertake this project (introduction/background), what gap does the project address? (rationale/aims)
 - What did you do? (methods) What did you find? (results) What do you recommend? (conclusions)

Text

- Use short dot points to make your content quick and easy for the reader to digest, avoid large blocks of text.
- Text should be clear and to the point, suggested total word count should fall between 300 – 500 words
- Left justify text, using fully justified text is more difficult to read
- Methods may be better presented with a flow chart or similar, instead of text

Acknowledgements

- You may wish to acknowledge funding sources and participants or others (e.g. students, colleagues) who have contributed to data collection or other aspects of your project whom do not meet the criteria for authorship

References

- References may or may not be required, for many conferences they are not essential

Black Footer Bar

- Please include your work contact details so that readers can contact you if they would like to discuss further. Usually your name and an email address is sufficient.
- Social media icons can be used to link readers to your professional social media accounts/webpages, delete if not required
- Do not link to personal social media accounts
- You may wish to generate a QR code to take the reader to an associated publication or other related website, see <https://www.qr-code-generator.com/> or similar sites